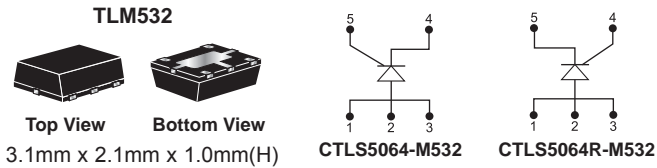


## Surface Mount SCR in TLM532 package

### CTLS5064-M532

### CTLS5064R-M532 (alternate pinout)



Sample Devices available upon request.

### features

- $V_{DRM} = 400V$
- Ideal alternative to the SOT-23 package.
- Utilizes 86% less board space than SOT-223 package.
- Has a 44% lower profile than the SOT-223 package.
- Halogen Free by Design.



### applications

- Control systems
- Sensing circuits
- Any application requiring a small, low profile 400V SCR.

### description

The Central Semiconductor CTLS5064-M532 and CTLS5064R-M532 (reverse pinout) are epoxy molded PNP Silicon Controlled Rectifiers ideal for control systems and sensing circuits.

### selection guide



#### Surface Mount SCR

$I_T(RMS)$	0.8A
@ $T_A$	25°C
CASE	TLM532
$V_{RRM}$ (VOLTS)	400
	CTLS5064-M532 CTLS5064R-M532
$I_{GT}$	200μA
$V_{GT}$	0.8V
$I_H$	5.0mA

#### TLM532 vs. SOT-23

• Board Space Comparison

**TLM532 (Bottom View)**      **SOT-23**

• Profile

**TLM532 is an ideal alternative to the SOT-23**

#### TLM532 vs. SOT-223

• Board Space Comparison

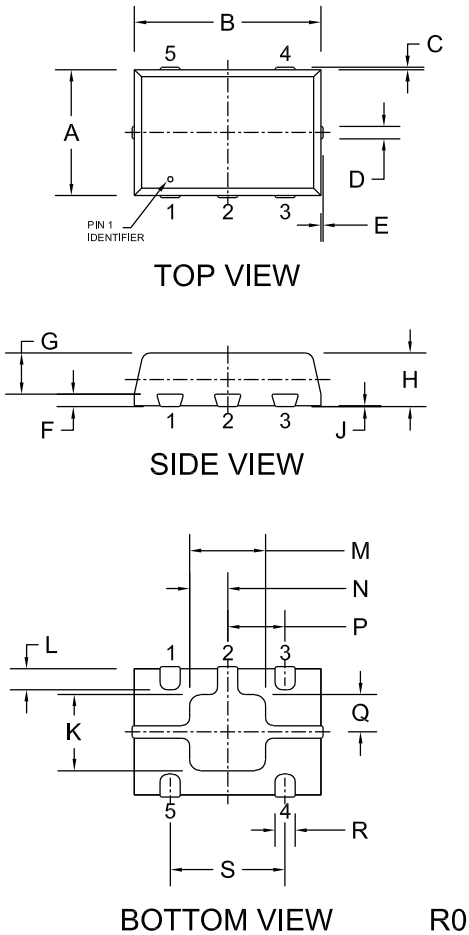
**TLM532 (Bottom View)**      **SOT-223**

• Profile

# Surface Mount SCR in TLM532 package

## Mechanical Specifications

TLM532

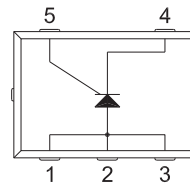


SYMBOL	DIMENSIONS		DIMENSIONS	
	MIN	MAX	MIN	MAX
A	0.075	0.083	1.900	2.100
B	0.114	0.122	2.900	3.100
C	—	0.005	—	0.125
D	0.007	0.012	0.170	0.300
E	—	0.005	—	0.125
F	0.006	0.010	0.150	0.250
G	0.026	0.030	0.650	0.750
H	0.031	0.039	0.800	1.000
J	0.000	0.002	0.000	0.050
K	0.044	0.052	1.120	1.320
L	0.008	0.018	0.200	0.450
M	0.044	0.052	1.120	1.320
N	0.020	0.026	0.510	0.710
P	0.037		0.950	
Q	0.020	0.028	0.510	0.710
R	0.013	0.017	0.330	0.430
S	0.075		1.900	

TLM532 (REV:R0)

### Pin Configuration

**CTLS5064-M532**

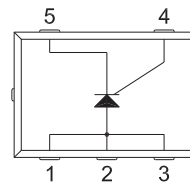


**LEAD CODE:**

- 1) Anode
- 2) Anode
- 3) Anode
- 4) Cathode
- 5) Gate

**MARKING CODE: CS64**

**CTLS5064R-M532**



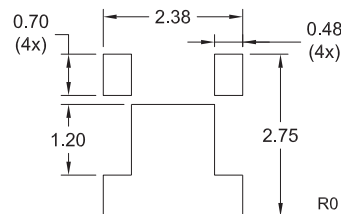
**LEAD CODE:**

- 1) Anode
- 2) Anode
- 3) Anode
- 4) Gate
- 5) Cathode

**MARKING CODE: CFF**

### Suggested Mounting Pad Geometry

(Dimensions in mm)



This mounting pad geometry is designed for the CTLS5064-M532 and CTLS5064R-M532

**Central**<sup>TM</sup>  
Semiconductor Corp.

*Innovations in Discrete Semiconductors*

For further information contact:  
Sales at Central Semiconductor Corp.  
(631) 435-1110 or visit our website at:  
[www.centalsemi.com](http://www.centalsemi.com)

145 Adams Avenue • Hauppauge • New York • 11788 • USA • Tel: (631) 435-1110 • Fax: (631) 435-1824

PA CTLS5064-M532